



Open Telekom Cloud

Creating a Secure Connected World

Welcome Package

March 2025

Agenda

- 01 Open Telekom Cloud – what we stand for
- 02 myWorkplace / Business Login and roles „commercial admin“ / „technical admin“
- 03 Invoices and Financial Dashboard
- 04 Open Telekom Cloud Console
- 05 Identity & Access Management (IAM)
- 06 Regions
- 07 Ticketing & Support
- 08 Quota adjustment
- 09 OTC AI Chatbot
- 10 Status Dashboard
- 11 Open Telekom Cloud Community
- 12 Open Telekom Cloud App
- 13 Open Telekom Cloud Training & Certification
- 14 Shared responsibility
- 15 Best Practices: Cloud Trace
- 16 Best Practices: Cloud Eye Service
- 17 Best Practices: Sending mails (Mailings)
- 18 Terraform Provider
- 19 Cloud Create
- 20 Documentation & Links



Open Telekom Cloud

01 – Open Telekom Cloud – what we stand for



Data protection in accordance with the most stringent EU requirements.
Open Telekom Cloud certifications.

Secure and flexible technology

- Geo-redundant data centers in EU
- Openstack-based
- If needed, we can also provide Private solutions

Sustainability and environmental protection

100% green power

Best price-performance ratio

Personal support: 24 hours a day, 7 days a week

* IT-Grundschutz planned in 2025
 ** T-Systems, which includes the Open Telekom Cloud, is registered as a KRITIS operator with the BSI and is subject to regular legally required audits.

02 – myWorkplace / Business Login and roles “commercial admin” / “technical admin”



myWorkplace / Business Login

<https://open-telekom-cloud.com/login>

- Portal for business view of Open Telekom Cloud Services
- Invoices
- Financial/Enterprise Dashboard
- (User Management)

Commercial admin:

- Owner of the contract
- Can introduce contractual changes
- Access the financial dashboard / enterprise dashboard as well as the invoice copies via myWorkplace/ Business Login
- By default, have no access to the Open Telekom Cloud console

Technical admin:

- Enterprise Administrator from technical side
- Can grant access to Tenants within myWorkplace / Business Login
- No access to financial dashboard / invoices by default

03 - Invoices and Dashboard



Via myWorkplace you can...

- check all previous invoices and documents (e.g., invoice details)
- verify the usage via [Enterprise Dashboard](#) (product description)
 - Enterprise Dashboard [User Guide](#)

Accounting History

In the accounting history, you can see all the invoices whose contracts you are authorized to. You can download the invoices in various formats. You can use the date filter to expand your search and see more invoices.

[Go to Accounting History](#)

Financial Dashboard

In this dashboard, you can review and analyze your current usage data, settled services and contract information.

[Financial Dashboard](#)

Enterprise Dashboard

Our Open Telekom Cloud Enterprise Dashboard gives you a comprehensive view of your Cloud spendings. It helps you with detailed representations and configurable alerts to keep your costs in check.

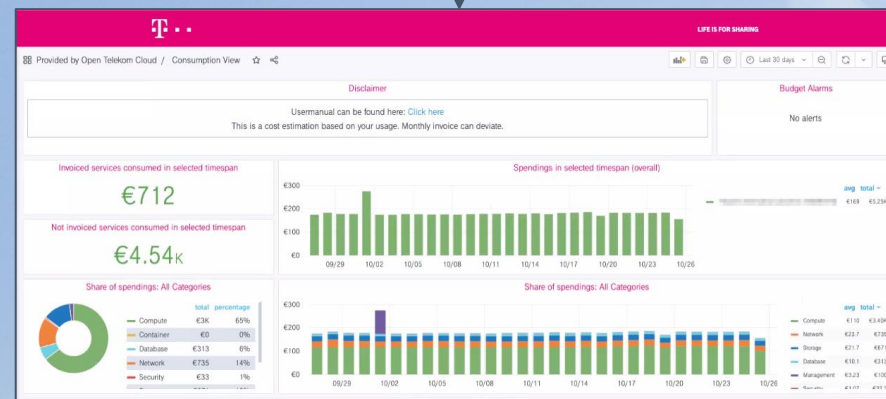
[Enterprise Dashboard](#)

Accounting History

From: 10/2/2022 To: 10/20/2022 [Go](#)

Contract Number	Accounting Number	Accounting Date	Accounting Sum	Product	Download	Invoice details
000000000010000	0040700	10/12/2022		Open Telekom Cloud	Download	Invoice details
000000000010000	0040037	10/17/2022		Open Telekom Cloud	Download	Invoice details
000000000010000	0040037	10/17/2022		Open Telekom Cloud	Download	Invoice details
000000000010000	0040700	10/12/2022		Open Telekom Cloud	Download	Invoice details
000000000010000	0040700	10/12/2022		Open Telekom Cloud	Download	Invoice details

50 items per page 1 - 5 of 5 items



04 - Open Telekom Cloud Console



Multitenant Login

 Remember username

Login to Open Telekom Cloud Console using following link:

<https://open-telekom-cloud.com/console>

- Open Telekom Cloud Services (Compute, Storage, Data Bases,...)
- User Management (Identity & Access Management)
 - User Groups
 - Projects
 - MFA

The screenshot displays the Open Telekom Cloud console interface. At the top, there is a navigation bar with the logo and the text "OPEN TELEKOM CLOUD". Below this, there is a search bar and a list of recently visited services. The main content area is divided into several columns, each representing a different category of services:

- Computing:** Elastic Cloud Server, Bare Metal Server, Auto Scaling, Elastic Volume Service, Volume Backup Service, Virtual Private Cloud, Elastic Load Balancing, Elastic IP, Relational Database Service.
- Storage:** Elastic Volume Service, Cloud Backup and Recovery, Cloud Server Backup Service, Storage Disaster Recovery Service, Volume Backup Service, Object Storage Service, Scalable File Service & SFS Turbo.
- Network:** Virtual Private Cloud, Enterprise Router, Elastic Load Balancing, Direct Connect, Private Link Access Service, Domain Name Service, NAT Gateway, Virtual Private Network, Elastic IP, VPC Endpoint.
- Security:** Anti-DDoS, Host Security Service, Web Application Firewall, Web Application Firewall (Dedicated), Database Security Service, Key Management Service.
- Application:** Distributed Message Service, Simple Message Notification, Software Repository for Container, Application Operations Management, API Gateway.
- Databases:** Relational Database Service, GaussDB(for MySQL), Distributed Cache Service, Distributed Database Middleware, Document Database Service, GeminiDB(for Cassandra), Data Replication Service, Oracle-optimized.
- Data Analysis:** DataArts Studio, ModelArts, MapReduce Service, Data Warehouse Service, Data Lake Insight, Cloud Search Service, Data Ingestion Service, Optical Character Recognition.
- Management & Deployment:** Cloud Eye, Identity and Access Management, Cloud Trace Service, Log Tank Service, Tag Management Service, Application Performance Management, Resource Management.

Open Telekom Cloud

05 - Identity & Access Management (IAM)



As best practice we recommend to create users in the IAM (Open Telekom Cloud Console).

Product description: [User management in the Open Telekom Cloud](#)

Documentation:

- Identity & Access Management : [IAM User Guide](#)
- Permission Description: [User management and cloud service management permissions](#)

Hands-on training

- Limited user group: [Create a limited User Group](#)
- New users: [Create additional Users](#)



06 - Regions



The Open Telekom Cloud becomes the Europe cloud.

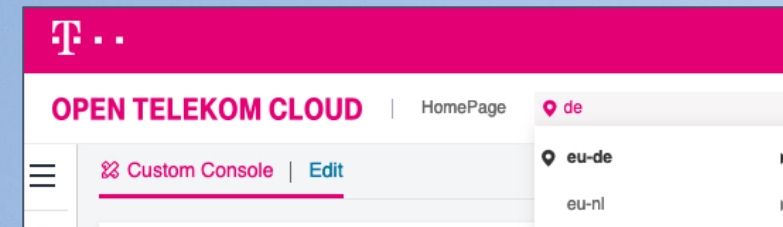
Open Telekom Cloud offers two regions:

- Germany “eu-de”
- Netherland “eu-nl”

You can choose easily the region from the drop-down menu on the top, or change the region if you are booking a resource.

Find more information about our regions and the locations of our data centers:

- [Open Telekom Cloud data centers](#)
- [Documentation about region and AZ](#)




07 - Ticketing & Support



Open Telekom Cloud Service Desk (24*7 available) – for technical issues

- E-Mail: service@open-telekom-cloud.com
- Phone from Germany: 0800 330 4477
- All other countries: +800 330 44770



Best Practice: Relevant information needed in email to the support team

- Domain ID (Tenant ID, e.g., OTC0000000000XXXXXXXXXX or similar)
- Project ID (If no projects are used: „eu-de“ or “eu-nl”)
- IDs of servers and resources that are affected.
- Accurate description of the issue / error
- When did the issue/error occur the first time?
- Screenshots of the issue/error

08 - Quota adjustment

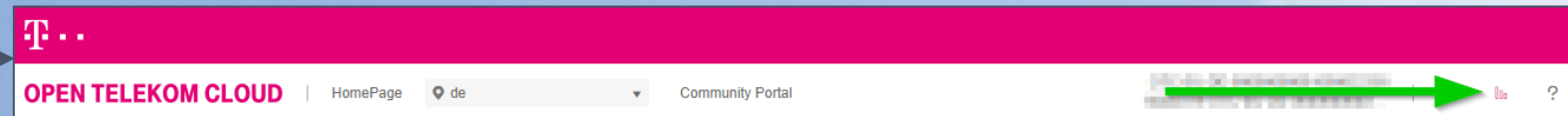


What is a technical quota?

- Maximum number of bookable services, for e.g. ECS (Elastic Cloud Server)

Where can I find the current quota?

- In the Open Telekom Cloud Console, on the upper right corner
- Here you will find „Total Quota“ and „Used Quota“



Can I increase or reduce the quota of a service?

- Yes, contact our Service Desk service@open-telekom-cloud.com




Service	Resource Type	Used Quota	Total Quota
Elastic Cloud Server	ECS	12	20
	vCPU	35	40
	Memory (MB)	87,040	163,840
Image Management Service	Image	0	100
Auto Scaling	AS group	0	25
	AS configuration	0	100
	AS bandwidth policy	0	50

Details also available within the [Community](#).

09 – OTC Aassistant- Cloudia



- Try out our new AI based chatbot, called Cloudia!
- The chatbot will answer all your questions around OTC - questions about the product, information from our website, our documentation or community.
- You will find the AI chatbot on our [website](#) at the right bottom icons



Aassistant Cloudia

Our AI-powered search helps with your cloud needs.

Welcome, I am the Aassistant Cloudia. I am here to help you with your cloud-related questions.

My answers are generated using Artificial Intelligence. Please double-check important information.

What topic would you like to talk about?

Is the Open Telekom Cloud C5 certified?

Answer generation finished

Yes, the Open Telekom Cloud is certified according to the BSI C5:2020 standard

- I. Public cloud meets BSI C5, SOC2 Ty...
- II. Data protected from government ac...
- III. Data protected from government ac...

What other certifications does the Open Telekom Cloud have?

How does the BSI C5:2020 certification benefit users of the Open Telekom Cloud?

Are there any specific industries that particularly benefit from using a C5 certified cloud service?

Type here

powered by CamberSearch

10 – Status Dashboard

[Status Dashboard](#)

[Documentation](#)

- verify the status of each service per region
- get informed in case of a maintenance or service interruption
- register for RSS feed (or use the Open Telekom Cloud App)

OPEN TELEKOM CLOUD STATUS DASHBOARD

All systems running

EU-DE EU-NL GLOBAL

Application Services	Big Data and Data Analysis	Compute
API Gateway ✓	Cloud Search Service ✓	Auto Scaling ✓
Distributed Message Service ✓	DataArts Studio ✓	Bare Metal Server ✓
Simple Message Notification ✓	Data Ingestion Service ✓	Dedicated Host ✓
	Data Lake Insight ✓	Elastic Cloud Server
	Data Warehouse Service ✓	FunctionGraph ✓
	Map Reduce Service ✓	Image Management Service ✓
	ModelArts ✓	
	Optical Character Recognition ✓	

Container	Database	Management & Deployment
Cloud Container Engine ✓	Distributed Cache Service ✓	Cloud Eye ✓
Software Repository for Containers ✓	Document Database Service ✓	Cloud Trace Service ✓
	GeminiDB Service ✓	Log Tank Service ✓
	Relational Database Service ✓	

Network	Security Services	Storage
Direct Connect ✓	Anti DDoS ✓	Cloud Backup and Recovery ✓
Domain Name Service ✓	Dedicated Web Application Firewall ✓	Cloud Server Backup Service ✓
Elastic IP ✓	Identity and Access Management ✓	Elastic Volume Service
Elastic Load Balancing ✓	Key Management Service ✓	Object Storage Service ✓

Open Telekom Cloud

11 - Open Telekom Cloud Community



In the community you will find answers to your questions (FAQs) and you will be able to ask questions as well.

In addition, you will also find blog articles related to all topics around Open Telekom Cloud.



- Open Telekom Cloud [Community](#)
- [Uli's Hands-On Training]: [Overview](#)
- Previously recorded webinars available at: [YouTube](#)



12 - Open Telekom Cloud App

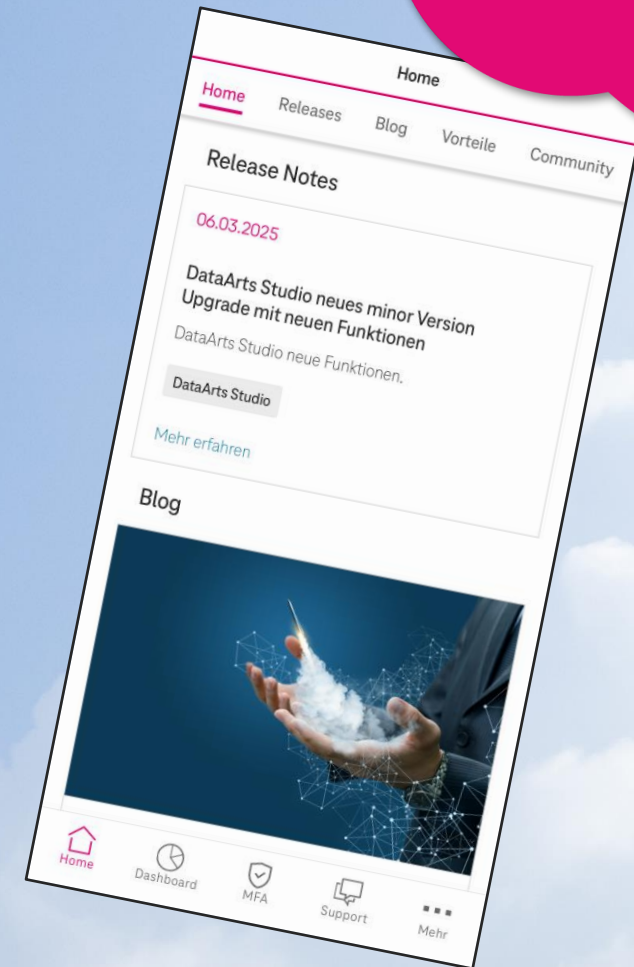


Please download the Open Telekom Cloud App ...



FEATURES:

- Push notifications (service and marketing messages)
- Cloud eye and Cloud trace alerts
- Direct access to status dashboard
- Multi factor authentication (MFA)
- Release notes, blog entries
- Products and services description



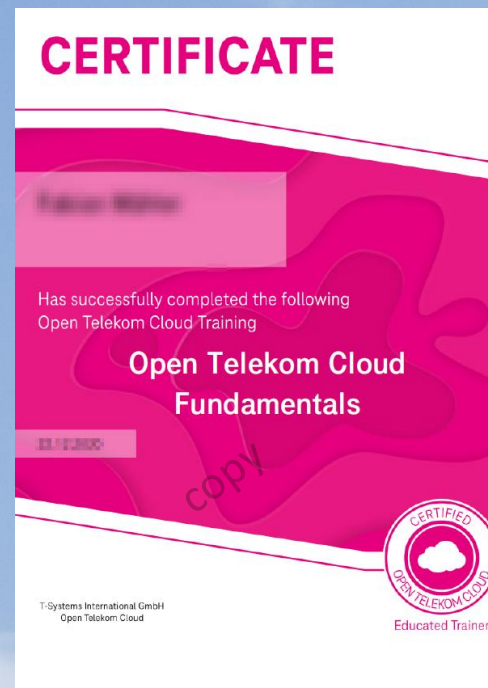
Open Telekom Cloud

13 – Open Telekom Cloud Training & Certification



Our [training and certification program](#)

Enhance your expertise in the Open Telekom Cloud and document your competence with a certificate.



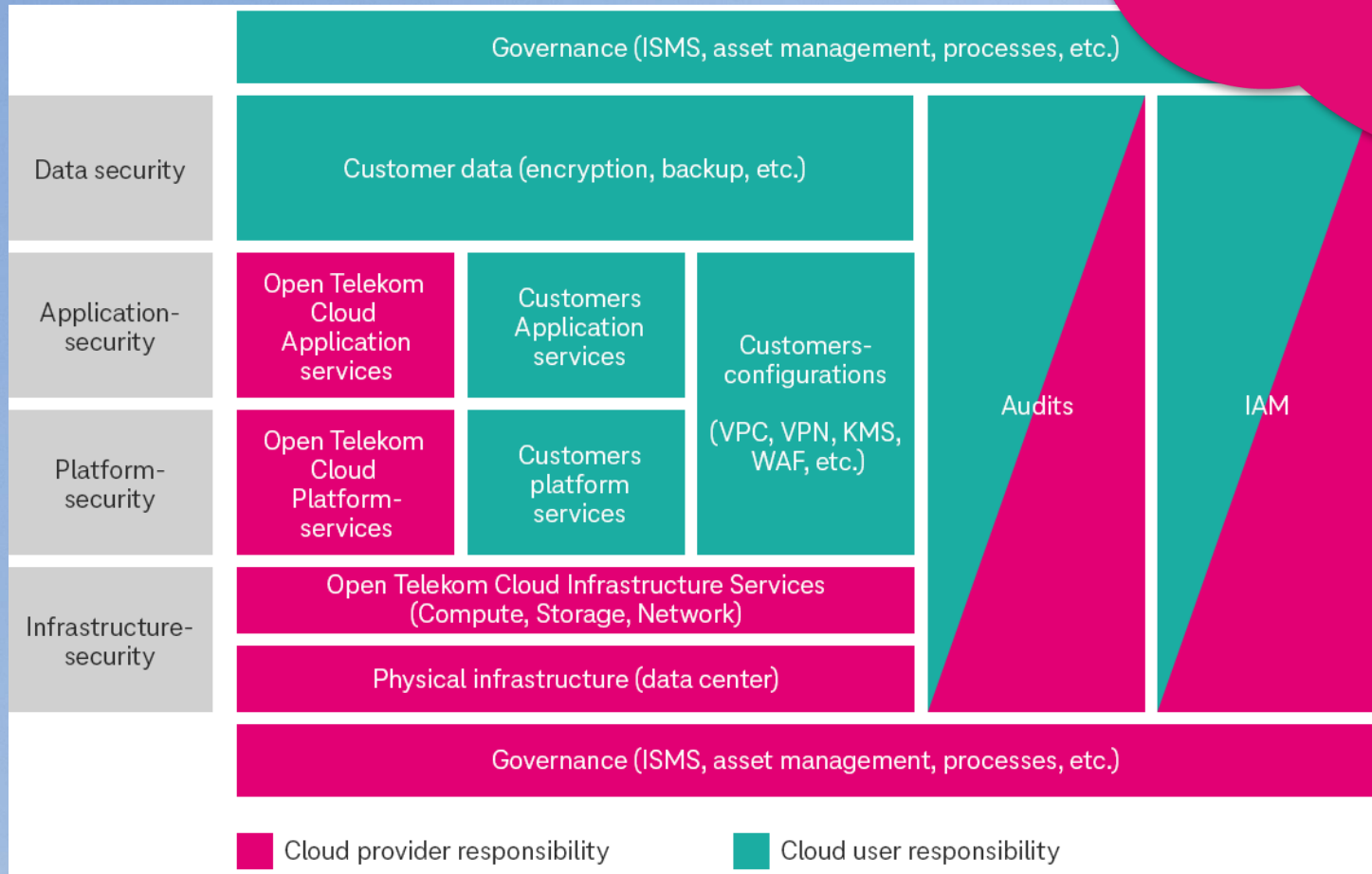
14 - Shared responsibility



The security and protection of YOUR data and systems in the Open Telekom Cloud lies within your responsibility.



The security and data protection of the Open Telekom Cloud itself, the underlying platform and systems, is ensured by T-Systems.



More about [shared responsibility](#) on our website.

15 - Best Practice: Cloud Trace



Activate the Cloud Trace Service in your domain (tenant).

Cloud Trace is a monitoring tool, with so called „Traces“ which allows you to run analyses on cloud-resources.

The monitoring logs can be saved long term & at low cost in object storage.

The [Cloud Trace Service](#) can also collaborate with [Simple Message Notification](#) and inform users when specific events occur.

Further information:

- [Hands-On Training](#)
- [Documentation](#)

The screenshot displays the Open Telekom Cloud Cloud Trace Service interface. The top navigation bar includes the logo, 'OPEN TELEKOM CLOUD', and navigation links for 'Homepage', 'eu-de', and 'Community Portal'. The main content area is titled 'Trace List' and features a 'Last 1 hour' filter. Below the title is a 'Procedure for Using CTS' section with various filters: Trace Type (Management), Trace Source (All trace sources), Resource Type (All resource types), and Search By (All filters). There are also radio buttons for Trace Status: All trace statuses (selected), Normal, Warning, and Incident. A table below lists several traces with columns for Trace Name, Resource Type, Trace Source, Resource ID, Resource Name, Trace Status, and Operator.

Trace Name	Resource Type	Trace Source	Resource ID	Resource Name	Trace Status	Operator
createServer	ecs	ECS	[REDACTED]	ecs-demo	normal	[REDACTED]
deleteMetadata	server	ECS	[REDACTED]	--	normal	[REDACTED]
deleteMetadata	server	ECS	[REDACTED]	--	normal	[REDACTED]
decryptDatakey	cmk	KMS	[REDACTED]	KMS-hands-on	normal	[REDACTED]
attachVolume	volume	EVS	[REDACTED]	--	normal	[REDACTED]

16 - Best Practice: Cloud Eye Service

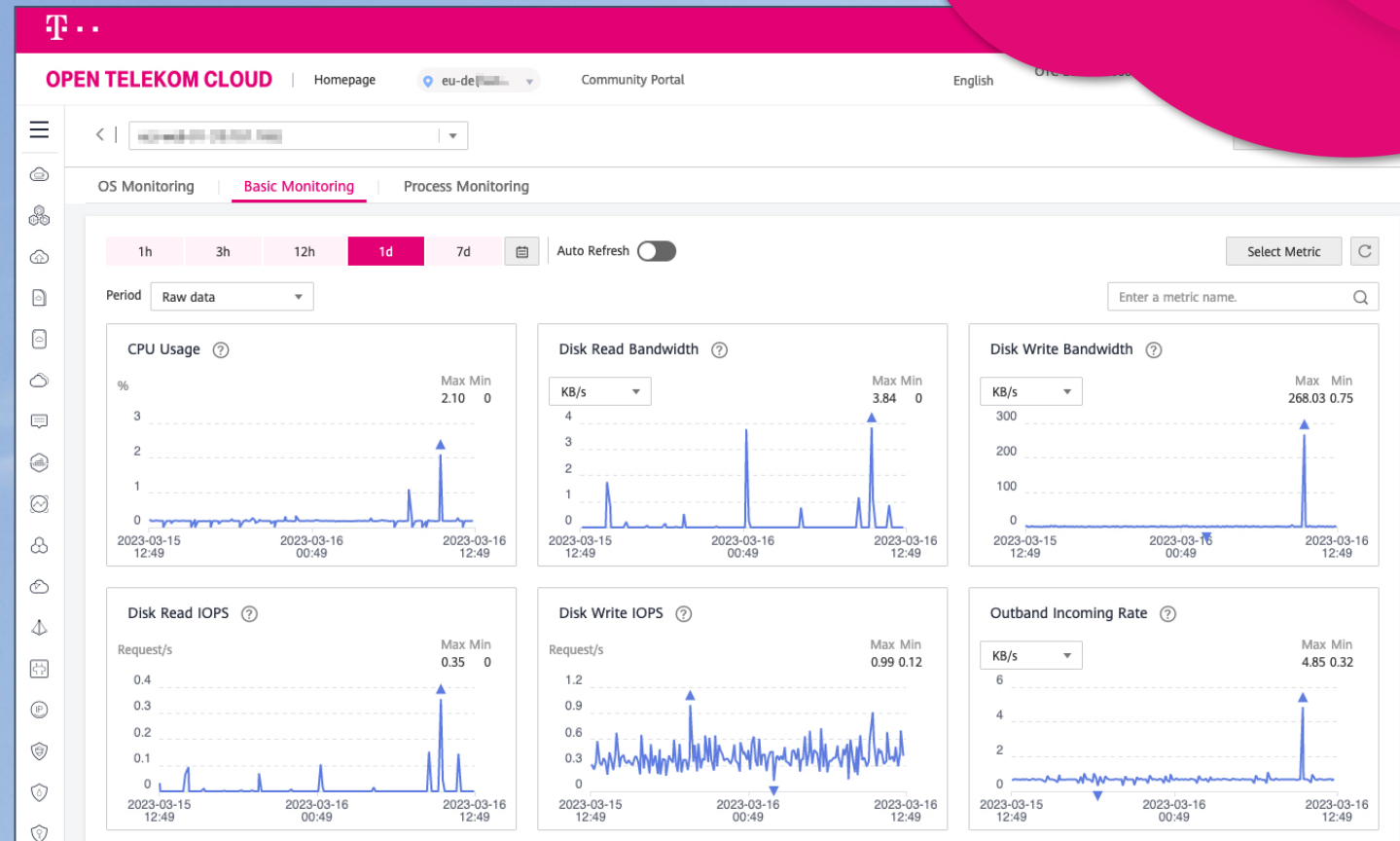


[Cloud Eye \(CES\)](#) is a highly performant monitoring service including alarm function.

- Overview on cloud resources and their status
- Configurable alarm function incl. messages via push notification towards Open Telekom Cloud App, text (SMS) or email
- Free of Charge Service
- Does not need to be switched on or be booked

Further information:

- [Hands-On Training](#)
- [Documentation](#)



17 - Best Practices: Sending Emails (Mailings)



For security reasons, sending emails on our Public-Cloud Platform is restricted to protect our IP's and prevent the platform from „spamming“.

This means that the common ports 25, 465 & 587 are blocked and cannot be used.

The Open Telekom Cloud offer the following [mailing solutions](#):

- Secure Mail Gateway (SMG)
 - [Technical Description](#)
 - Limitation: 100 mails/min
 - Price defined in our [service description](#) (chapter 6.5.5)
- Elastic IP (EIP) type: Mail BGP



18 – Terraform Provider



Terraform is an open-source, infrastructure as code software tool created by HashiCorp.

Open Telekom Cloud offers a provider for Terraform as a Third-Party Tool.

- The actual version is available in the [Terraform Registry](#)
- Follow our development in [GitHub](#), where you can open an [Issue](#)

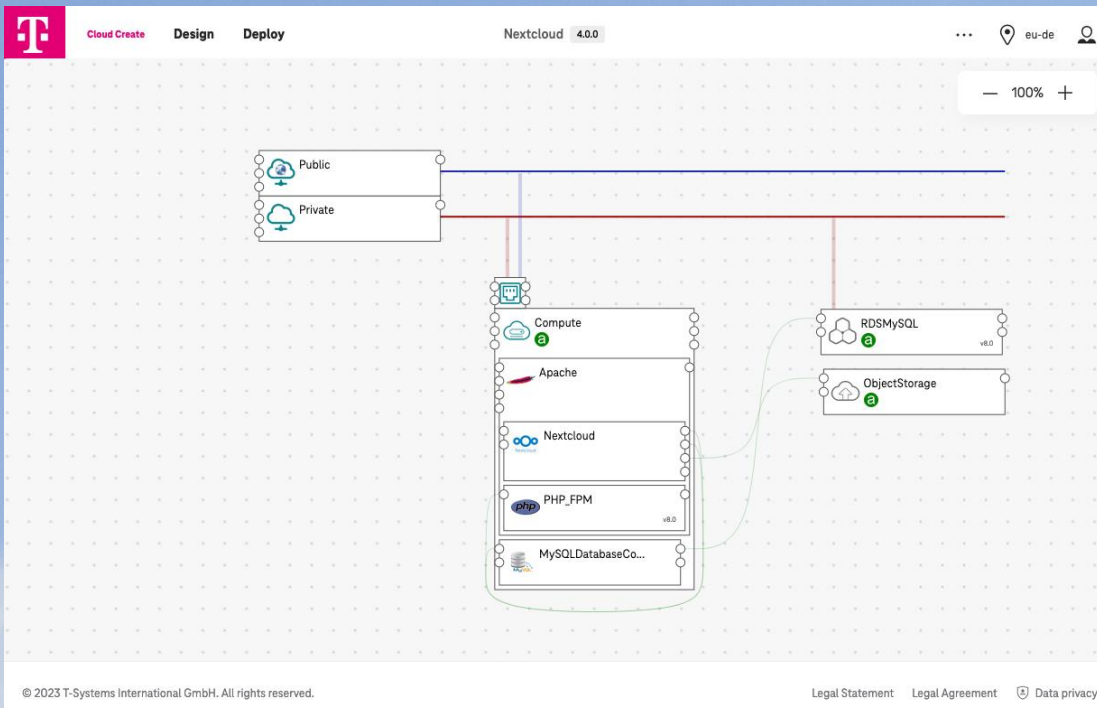
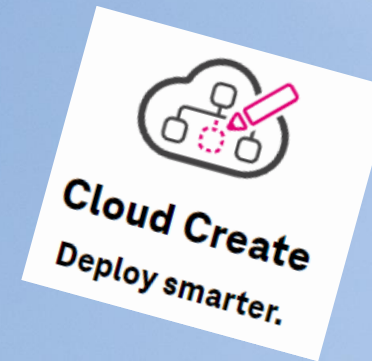
```
main.tf
1 terraform {
2   required_version = "v1.3.2"
3   required_providers {
4     opentelekomcloud = {
5       source = "opentelekomcloud/opentelekomcloud"
6       version = "1.31.5"
7     }
8   }
9 }
10
11 provider "opentelekomcloud" {
12   access_key = "Your_AK"
13   secret_key = "Your_SK"
14   domain_name = "Your_Domain"
15   tenant_name = "eu-de"
16   auth_url = "https://iam.eu-de.otc.t-systems.com/v3"
17 }
18
19 resource "opentelekomcloud_vpc_v1" "vpc_1" {
20   name = var.vpc_name
21   cidr = var.vpc_cidr
22   shared = var.vpc_shared_snat
23   tags = local.tags
24 }
25
```

19 – Cloud Create

Design once, run anywhere – Operating applications in any cloud without any problems, regardless of the operator technology.

[Cloud Create](#) makes it much easier for software developers to design cloud-based applications. Afterwards, the applications can be run on Open Telekom Cloud and Google Cloud Platform.

The software is free to use.



Further information:

- [Cloud Create Login](#)
- [Documentation](#)

20 - Documentation & Links



- Open Telekom Cloud website: <https://open-telekom-cloud.com>
- myWorkplace/Business Login: <https://open-telekom-cloud.com/login>
- Open Telekom Cloud Console: <https://open-telekom-cloud.com/console>
- Open Telekom Cloud Status Dashboard: <https://open-telekom-cloud.com/status>
- Price Calculator: <https://open-telekom-cloud.com/en/prices/price-calculator>
- User guides, API, Tutorials: <https://open-telekom-cloud.com/documentation>
- Public Images: <https://open-telekom-cloud.com/images>
- Release Notes: <https://open-telekom-cloud.com/en/support/release-notes>
- Roadmap: <https://open-telekom-cloud.com/en/products-services/roadmap>
- Open Telekom Cloud Blog: <https://open-telekom-cloud.com/blog>
- Open Telekom Cloud Community: <https://community.open-telekom-cloud.com/>
- [Uli's Hands-On Training]: [Overview](#)
- Webinars: <https://open-telekom-cloud.com/youtube>